


CUSTOM FRAME PROGRAM

MOOTS


Shop Name CyclePath
 Serial # 030YRS
 Rep CP
 Tacked UR
 Welded ISAB
 Bottom Bracket ISAB
 Head Tube ISAB
 Seat Tube ISAB
 Hand Work ISAB
 Front Align ISAB
 Rear Align ISAB
 Blast ISAB
 Final Assembly ISAB
 Boxed MS



Invoice # 65738
 Ordered On 6-30-10
 Ordered By CyclePath-Bill
 Serial # 030YRS
 Model / Size RSL custom
 Custom Yes No
 Cable Routing D12

- | | |
|--|---|
| Pump Peg <input checked="" type="checkbox"/> | Chain Hanger <input type="checkbox"/> |
| 3rd H2O <input type="checkbox"/> | Lower Rack Eye <input type="checkbox"/> |
| Fender Mount Mono <input type="checkbox"/> | Rack Eyes Both <input type="checkbox"/> |
| Fender Mount in CSB <input type="checkbox"/> | Track Drop Out <input type="checkbox"/> |
| Slider Drop Out <input type="checkbox"/> | Couplers <input type="checkbox"/> |
| | Stops on HT <input type="checkbox"/> |

Notes SEE DRAWINGS!
 Color BLACK
 Date Complete 8-25-10



THE MOOTS CUSTOM WORKBOOK

Our goal is to build you the best-fitting, highest-quality, and finest-performing bike you will ever own.

For 30 years, we've handcrafted our superior custom frames for discerning riders across the globe. For the last 20, we've fabricated those frames exclusively out of titanium — the magical material that lets us design and build truly custom bikes. All with unsurpassed ride quality. We select each individual tube diameter and wall thickness to meet your specific riding needs. Ensuring that once you choose Moots, whether you go custom or select a bike from our stock size program, the resulting ride quality of your new bike will be a very special one.

This workbook is designed to walk you and your Authorized Moots Dealer through the Moots custom frame fit and design process. When completing this workbook, please be thorough. The custom fit and design process is a mix of art and science. While precise measurements are critical, it is equally important to accurately convey to your fit specialist those qualitative aspects of your riding, including body profile, intended ride style, favored terrain and a host of other factors.

We love designing custom frames, so please do not hesitate to ask questions and have fun throughout the process. After all, you're on your way to the finest bicycle you will ever own.

STEP-BY-STEP GUIDE

1 Fill out the Moots Custom Frame Program workbook completely and discuss desired options with your Authorized Moots Dealer. Your Dealer will submit the workbook to Moots. Moots will then generate custom drawings for your bike and send them to your Dealer.

2 Your Dealer will review the drawings with you. You will be asked to approved the design. At this point, we also require a \$1,000 frame deposit. Frame fabrication cannot begin until this deposit is received.

3 Custom fabrication generally takes 6-10 weeks. During this time, you can work with your Dealer to select any Moots components, Moots fork, gruppo, etc. and order your parts package through your Moots Dealer.

4 When your frame is completed, it will be shipped to your Dealer, ready for build-out.

5 As a new Moots owner, you will be invited to join the Moots Rider's Club for exclusive access to special deals, owner-only ride kits, newsletters, contests, owner rides and more.



BODY MEASUREMENTS

1 _____ Height
How tall are you?

2 _____ Weight
How much do you weigh?

3 _____ Sex
Male/M or Female/F

4 _____ Inseam
Have someone measure from the bottom of your crotch to the ground, wearing no shoes.

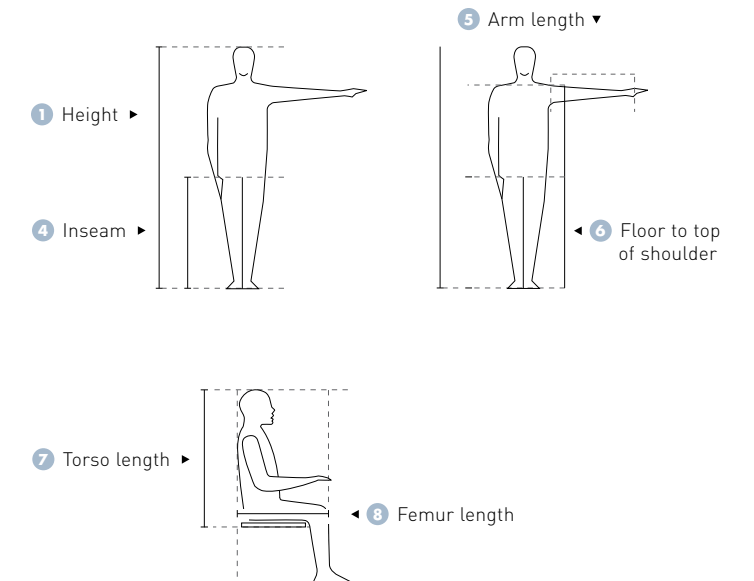
5 _____ Arm length
Stand straight with arm at 90°. Measure from arm insertion to base of thumb inside palm.

6 _____ Floor to top of shoulder
While barefoot, stand tall. Measure from floor to upper muscle of shoulder with arm extended at 90°.

7 _____ Torso length
Sitting on a chair turned sideways with your back against the wall, have someone measure from the seat of the chair to the top of your head.

8 _____ Femur length
While sitting in the same chair as above, have someone measure from the wall to the bottom of your kneecap parallel to the ground.

9 _____ Shoe size



See full specifications and additional model information in our Product Catalog or at MOOTS.COM



VAMOOTs RSL Built to race. Our lightest and stiffest road bike to date.



VAMOOTs CR (COMPACT ROAD) Aggressive race geometry with our classic Moots Pi Tech tubing.



VAMOOTs Our classic road bike with more relaxed, traditional geometry.



MOOTOuR Designed for comfort over longer touring rides and mixed road surfaces.



PSYCHLO X RIGOR / PSYCHLO X YBB Cross bikes built for speed and durability.



COMOOTER Moots performance and beauty for the daily commute.

MOOTS
HANDBUILT IN THE ROCKIES

VAMOOTs RSL We built the RSL for serious racers. It's light, stiff and nimble...yet still retains that magical Moots Ti ride.

VAMOOTs CR The CR retains the more aggressive race geometry of the RSL but is built with our classic Moots Pi Tech tubing. It's lightweight, responsive and silky smooth.

VAMOOTs This is the classic road frame that our customers have been loving for many years. It offers a more relaxed geometry than our CR to provide a slightly more upright and stable ride platform. It's built with the same Moots Pi Tech tubing to provide an exceptionally comfortable ride.

MOOTOuR Sport touring road bike with room for up to 32c touring tires and long-reach caliper brakes. Eyelets for fenders and racks and longer chain stays, combined with stable, relaxed handling for long-distance credit card tours, centuries, charity tours and pannier touring.

PSYCHLO X / PSYCHLO X YBB These are cross-racing frames that love to be raced, love the dirt road loops and love the winter commutes. The Psychlo Xs are built with cantilever studs and a high bottom bracket for increased ground clearance, and are able to handle most 35c tires.

COMOOTER A commuter bike that brings together high performance and the classic Moots design. The slightly relaxed geometry, 700c wheels, slider drop outs, sculpted seat tube and swooping top tube all harmonize to make the daily commute a ride to remember.

TYPES OF RIDING

The type(s) of riding you do helps us determine the ideal frame geometry and tubing selection. Please rate the types of riding you plan to do most frequently by using a scale from 1 to 5 with 1 being less frequently, 5 being most frequently.

Rate the frequency of as many types of riding as you feel you will do:

- Short/Crit Racing
- Road Racing
- Fast Club Rides
- Solo Training/Riding
- Centuries
- Commuting
- Day Touring w/ Small Bag
- Loaded Touring

Do you like to:

- Spin
- Mash
- Stand
- Sit
- Sprint
- Climb

What else would you like to tell us about your riding preferences?

See full specifications and additional model information in our Product Catalog or at MOOTS.COM



MOOTO X RSL 29" All-out cross country race bike.



MOOTO X RIGOR 29" Snappy hard-tail 29er built for cross-country racing and/or monster cross.



MOOTO X YBB 29" Soft-tail 29er built for pedaling fast over mixed cross-country terrain and long rides.



MOOTO XZ 29" 4" plush travel for big backcountry rides and long day adventures.



GRISTLE 96"ER Available as a hard-tail, YBB soft-tail or full suspension. Large front wheel leads the way over obstacles, and smaller rear wheel maintains quickness.



ZIRKEL 26" Our all-around XC full-suspension bike built with 4" MARC suspension.



CINCO 26" All mountain fun, 5" travel to eat up small drops, ledges and trail debris.



YBB 26" Classic racing set up with THE original soft-tail.



RIGORMOOTIS 26" Soft-tail built for pedaling fast over mixed cross-country terrain.

MOOTO X RSL 29" Our highest-performance cross-country race bike. The oversized head tube, bottom bracket and seat tube provide increased stiffness in the areas where it's needed most. The formed down tube offers increased fork clearance while the new rear triangle and formed chain stays provide increased tire clearance and reduced weight.

MOOTO X RIGOR 29" Classic 29" hard-tail. A great option for serious racing and aggressive cross-country riding, slider/single speed set-ups or as a monster cross option. Light, simple and fast.

MOOTO X YBB 29" This was one of the first 29" bikes ever offered to the MTB community and continues to be our top-selling mountain bike model. The combination of large wheels, Moots Pi Tech tubing and our classic soft-tail makes this bike as dialed as a 29er comes.

MOOTO XZ 29" All the advantages of 29" wheels with the added plush feel of 4" of our MARC suspension travel. It's a true backcountry warrior for long days and adventurous rides.

GRISTLE 96"ER All the benefits of the 29" wheels up front with a quicker-accelerating 26" wheel driving from the rear. Available in 4" travel MARC full suspension, YBB soft-tail or rigid versions.

ZIRKEL 26" This is our full-suspension cross-country race bike. Designed with 4" of MARC rear suspension travel to help hold your line through rough descents. The front end is designed around a 100mm travel fork. When not being raced, the Zirkel is an all-around great cross-country bike.

CINCO 26" This bike was designed for good old-fashioned mountain biking. It offers 5" of rear travel and the option of a 120mm-140mm front travel fork. Even with all of its travel, it's an adept climber but most at home tearing through rough terrain, rocky trails and the occasional small booster.

YBB 26" The bike that launched rear suspension to the MTB community. The YBB is a fast and responsive cross-country bike with intuitive steering characteristics. The geometry offers quick handling and great trail feel enhanced by the 1-1/8" pivot-less suspension unit. A climber's dream.

RIGORMOOTIS 26" Lively and fast cross-country race bike with similar handling to the YBB minus the chatter-reducing suspension. Rear end is compliant but laterally stiff for quick acceleration and punching short, steep sections.

TYPES OF RIDING

The type(s) of riding you do helps us determine the ideal frame geometry and tubing selection. Please rate the types of riding you plan to do most frequently by using a scale from 1 to 5 with 1 being less frequently, 5 being most frequently.

Rate the frequency of as many types of riding as you feel you will do:

Cross-Country Racing Single Track/Trail Riding
 Fire Road/Double Track Climbing
 Downhill/Free Ride Endurance Racing/Riding
 AdventureTouring

Do you like to:

Spin Mash Stand
 Sit Sprint Climb

What else would you like to tell us about your riding preferences?

INFORMATION ABOUT YOUR CURRENT BIKE

Bicycle Make _____
Model _____
Year _____
If Custom, Head Angle _____ Seat Angle _____
Saddle Make _____ Model _____
Fork Make _____
Fork Model _____ Travel _____

WHAT DO YOU LIKE MOST ABOUT YOUR CURRENT BIKE?

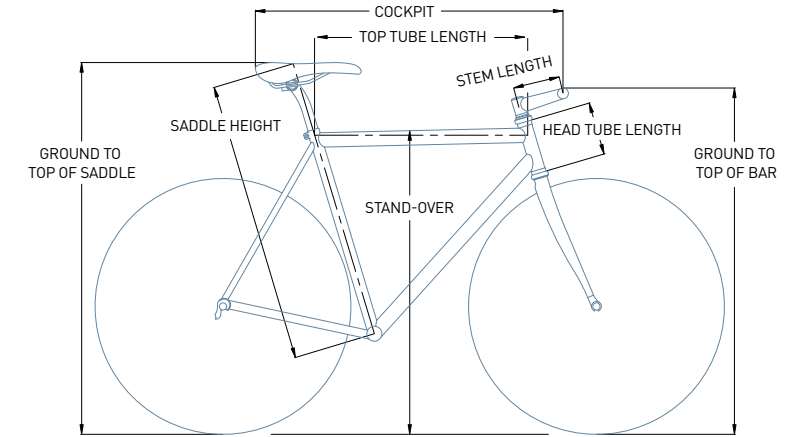
- ____ Climbs well
- ____ Solid sprinter
- ____ Fits well
- ____ Handles well

WHAT DO YOU LIKE LEAST ABOUT YOUR CURRENT BIKE?

- ____ Bars are too high
- ____ Bars are too low
- ____ Too stretched out
- ____ Too cramped
- ____ Not enough stand-over
- ____ Feel too far behind the pedals
- ____ Bike feels squirrely
- ____ Feel too far over the bars
- ____ Too much pressure on my hands
- ____ Too much pressure on my butt
- ____ Post-ride shoulder pain
- ____ Post-ride neck pain
- ____ Post-ride lower back pain
- ____ Post-ride upper back pain

MEASUREMENTS OF YOUR CURRENT FRAME/BIKE

- 1 _____ Saddle Height
- 2 _____ Stand-over Height (middle of Top Tube)
- 3 _____ Cockpit
- 4 _____ Effective Top Tube Length
- 5 _____ Stem Length & Angle
- 6 _____ Head Tube Length
- 7 _____ Ground to Top of Bars
- 8 _____ Ground to Top of Saddle
- 9 _____ Crank Length
- 10 _____ Headset Spacers



PLEASE RATE YOUR CURRENT FRAME/BIKE

Handling	quick	○	○	○	○	○	○	○	○	○	○	○	stable
Front Triangle Stiffness	less stiff (lighter)	○	○	○	○	○	○	○	○	○	○	○	more stiff (heavier)
Rear-end Compliance/Comfort	more compliant	○	○	○	○	○	○	○	○	○	○	○	less compliant

Based on the above answers, please describe the ride characteristics of your ideal bike.



**HANDBUILT IN
STEAMBOAT SPRINGS, CO
SINCE 1981**



JC

cket

bly

63751
2/18/10
Schwartz

VAM/52

es No
g SPEC ROAD

Chain Hanger
Lower Rack Eye
Track Drop Out
Couplers
Stops
Threaded
CSB

MOOTS
HANDBUILT IN THE ROCKIES

2545 COPPER RIDGE DRIVE STEAMBOAT SPRINGS, CO 80487 970.879.1676 INFO@MOOTS.COM
MOOTS.COM

Aftermarket Products Warning – Moots designs and builds high-end customized bicycles to exacting specifications. Moots does not test components made by other manufacturers to determine compatibility or safety when used in combination with Moots' bicycles or components. Moots' bicycles may not be compatible with all third-party products or accessories. Customer assumes all risks associated with the use of third-party products with Moots' bicycles or components. Moots, its agents, employees and owners shall have no liability for any personal injury, disease, death, property damage or loss sustained or caused as a result of any customer's use of third-party products with Moots' bicycles or components. ©2010 Moots Cycles